

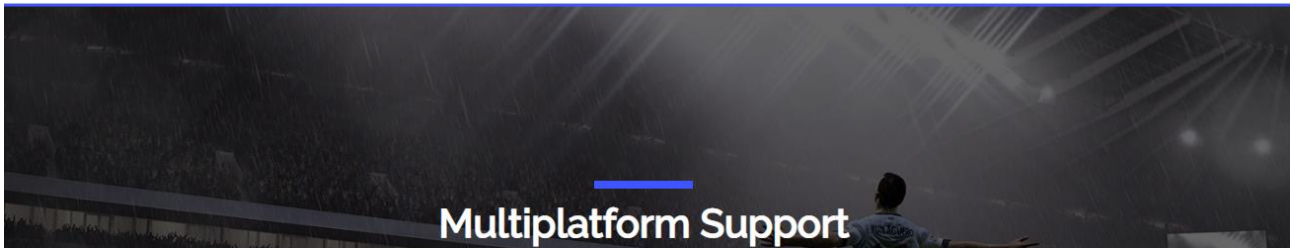
ISCRIZIONI AL SITO EFA

ANDARE SU : www.efaesports.com

CLICK ON [login](#) (see picture)




Home About Communities ▾ Championships Teams ▾ Players ▾ News ▾ [Login](#) 🔍



CLICK ON [register account](#) (see picture)

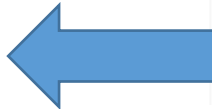
Home About Communities ▾ Championships Teams ▾ Players ▾ News ▾ [Login](#) 🔍

LOGIN TO YOUR ACCOUNT

Non sono un robot 

[Sign in to your account](#)

Not yet registered in efa?
[Register Account](#)



Password Recovery

Select a Platform *

Platform Login (PSN, Gamertag or Origin) *

[Recover password](#)

1. FILL ALL FORMS EXCEPT WHATSAPP (COMPILARE TUTTI I CAMPI ECCETTO NUMERO DI WHATSAPP)
2. PLEASE CHOOSE **SAN MARINO COUNTRY** (SCEGLIERE NAZIONALITA' SAN MARINO)
3. IMPORTANT: PSN MUST BE THE SAME ON YOUR PLAYSTATION (ATTENZIONE AL PSN CHE DEVE ESSERE IDENTICO A QUELLO CHE AVETE SU PS4)
4. PLAYER NAME MUST BE NAME ON T SHIRT (IL PLAYER NAME DEVE ESSERE IL NOME MESSO SU MAGLIA)
5. AFTER CLICK ON REGISTER IN EFA, CHECK YOUR EMAIL BOX AND CONFIRM YOUR REGISTRATION WITH A CLICK ON LINK THAT YOU WILL RECEIVE. PLEASE CHECK EMAIL BOXES IN SPAM FOLDER IF YOU DON'T RECEIVE IT.
DOPO AVER CLICCATO SU REGISTRA, RICEVERETE UNA MAIL DOVE BISOGNERA' CLICCARE SUL LINK AL SUO INTERNO PER CONFERMARE LA REGISTRAZIONE, AD ALCUNI LA MAIL ARRIVA NELLA CARTELLA SPAM QUINDI CORTESAMENTE CONTROLLATE LA CARTELLA SPAM.

Register Account


Select a Platform	<input type="text" value="PLAYSTATION 4"/>
GamerTag, PSN or Origin ID	<input type="text" value="PSN, Gamertag or Origin"/>
Password	<input type="password" value="*****"/> <input type="button" value="Repeat Password"/>
Name	<input type="text" value="Your name"/>
Last Name	<input type="text" value="Lastname"/>
Birth day	<input type="text" value="gg/mm/aaaa"/>

Whatsapp Number (With country code)

Country

E-mail

Language Preference


 Pro Club Info

Player Name

Shirt Number

Position (primary)

Position (secondary)

Non sono un robot 
reCAPTCHA
Privacy - Termini

[Register in EFA](#)

ISTRUZIONI PER I CAPITANI:

UNA VOLTA REGISTRATI SU EFA , ENTATE CON LA VOSTRA USER E PASSWORD E CLICcate SU EFA MANAGER

CREATE IL CLUB CLICcADO SULL APPOSITO TASTO

AGGIUNGETE IN ROSA I VOSTRI PLAYER DIGITANDO NELL APPOSTITA FINESTRA IL LORO PSN E SCEGLIENDO LA DURATA DEL CONTRATTO.

I VOSTRI PLAYER A LORO VOLTA DOVRANNO ENTRARE NEL LORO ACCOUNT, CLICcare SU CONTRATTI ED ACCETTARE LA PROPOSTA

NB SE IL CAPITANO NON E' SOLO UN MANAGER O ALLENATORE MA ANCHE GIOCATORE, DOVRA' INVIARE IL CONTRATTO ANCHE A SE STESSO

VI RICORDO INOLTRE CHE IL NUMERO MASSIMO IN ROSA PLAYER E' DI 32 GIOCATORI

INSTRUCTIONS FOR CAPTAINS:

ONCE REGISTER ON EFA, ENTER WITH YOUR USER AND PASSWORD AND CLICK ON

EFA MANAGER

CREATE THE CLUB CLICK ON THE APPROPRIATE KEY

ADD YOUR PLAYERS IN PINK BY TYPING THEIR PSN IN THE WINDOW AND CHOOSING THE DURATION OF THE CONTRACT.

YOUR PLAYERS WILL MUST JOIN THEIR ACCOUNT, CLICK ON CONTRACTS AND ACCEPT THE OFFER

NB IF THE CAPTAIN IS NOT JUST A MANAGER OR COACH BUT ALSO A PLAYER, YOU MUST SEND THE CONTRACT TO YOURSELF

I ALSO REMEMBER THAT THE MAXIMUM NUMBER IN THE PINK PLAYER IS 32 PLAYERS